



11540 INSTALLATION INSTRUCTIONS

WARNING!

The fuel system is under pressure. Do not open the fuel system until the pressure has been safely and sufficiently relieved. Please refer to the appropriate vehicle service manual for the procedure and precautions necessary to relieve fuel system pressure safely.

To use this pump in your vehicle's fuel system, **we recommend the following:**

- The factory fuel pump wiring may not be sufficient to handle the current draw of the Aeromotive 340 Stealth pump. To achieve the advertised flow at pressure, the use of an aftermarket wiring kit such as Aeromotive P/N 16301 or 16307, including 10-gauge wire and a direct alternator supply point, is required.
- Using the factory in-tank wires to power the pump you must ensure the correct polarity (identify which of the factory wires is power and which is ground). The included plug is submersible. Using staggered, heat shrink butt splices connect the RED pump wire to Power and the Black pump wire to ground.
- The Aeromotive 340 Stealth pump is the same physical size as many OEM in-tank pumps. This does not necessarily mean it is suitable for a particular application. Consult the Aeromotive application guide first to determine if a 340 Stealth Pump is recommended for your car, before proceeding with installation.
- With the high flow rate of the Aeromotive 340 pumps, the fuel pump basket or integral in-tank baffling may require modifications to allow sufficient inflow from the main tank. Failure of the basket or baffling to remain full of fuel during high engine load may significantly impede the pump's performance.
- This pump is compatible with gasoline and ethanol fuels. Install a *NEW* factory down-stream filter now. *For E85 applications ensure the filter is compatible with ethanol.* Due to the tendency for ethanol to strip gasoline residue, break down rubber hoses and absorb water, filter service life can be significantly shortened. Carefully monitor filters and service, as needed, to ensure pump performance and service life.
- Your new Aeromotive 340 Stealth Fuel Pump is only one component part of your automobile's complete fuel system. To avoid severe engine damage, ensure the complete fuel system is up to the task of supplying fuel to your engine. Contact Aeromotive if you have questions regarding what you need.

Failure to follow the above may result in fuel leakage, bursting of the fuel lines, poor vehicle performance and/or decreased fuel pump life! Improper installation will void all warranties for this product!

CAUTION:

Installation of this product requires detailed knowledge of automotive systems and repair procedures. We recommend that this installation be carried out by a qualified automotive technician.

Installation of this product requires handling of gasoline. Ensure you are working in a well ventilated area with an approved fire extinguisher nearby. Extinguish all open flames, prohibit smoking and eliminate all sources of ignition in the area of the vehicle before proceeding with the installation.

Compatible Fuels:

Pump Gas; Race Gas; E85

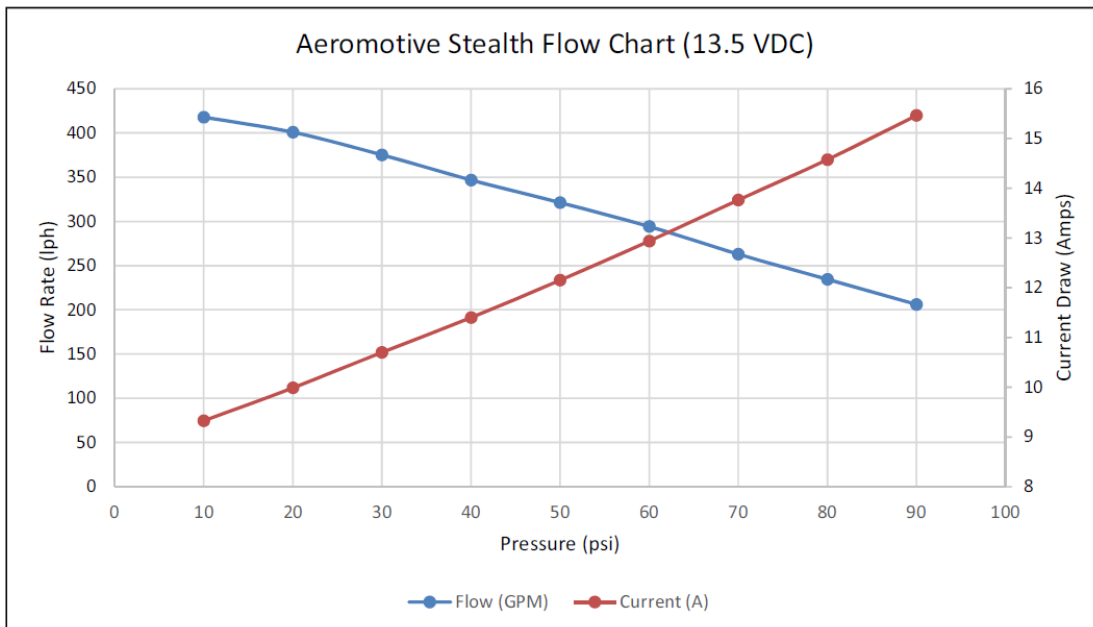
- ***Use of a high flow Aeromotive Filter and Pressure Regulator are required. Do NOT use a one-piece filter/regulator with this pump to prevent premature fuel pump failure.***

APPLICATION INFORMATION


Aeromotive has published specific application information informing what known vehicles have a fuel pump form-factor that is compatible with the new Aeromotive Gen II 340 Stealth pumps. Please find this application guide on our website at www.aeromotiveinc.com under the Tech Help folder tab and linked on the 340 Stealth Fuel Pump product pages. Further detailed information is available on our website in the 340 Stealth Pump FAQ section, located under the “Tech Help” folder tab.

For those familiar with purchasing aftermarket fuel pumps for installation as a replacement for the stock fuel pump, The E85 / Gasoline compatible Gen II 340 Stealth Pump P/N 11540 is configured as a universal, in-tank replacement pump, and features a similar form-factor (external dimensions) to the Aeromotive Gasoline only, Gen I 340 Stealth pump P/N 11140, along with other popular 255 LPH fuel pumps commonly sold under P/N GSS340. There are many applications where these common, 255 LPH pumps are used effectively in the stock tank, without major modifications, and those same applications may work as well with the new Gen II 340 Stealth pump P/N 11540.

There are many applications where an Aeromotive 340 Stealth Pump (and the same form-factor 255 LPH pumps) may be installed but will not work as a direct replacement. In these cases some modifications have been made by the installer to the tank, the internal basket or baffling, and/or the fuel level sending unit to perform the installation. Aeromotive neither sanctions or approves any modifications be made inside the tank to install one of these pumps, and any modifications that are made are done so at the sole discretion of the purchaser/installer, with no guarantee of pump performance, service life, or assurance of compatibility made by Aeromotive.

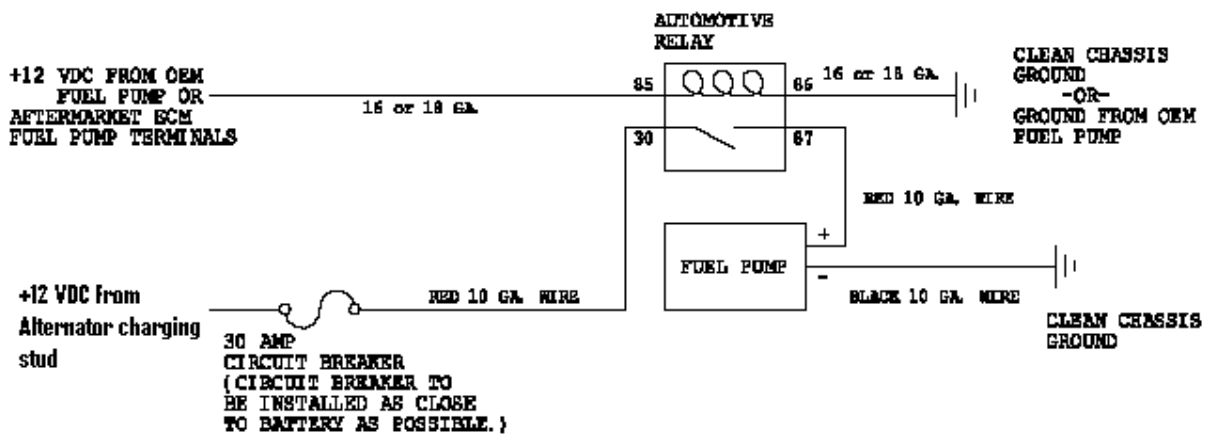


**** Attention Installers ****



Please note the location of the vapor-purge port for your model Stealth 340, as illustrated above. During installation, be certain to check for and eliminate any blockage or restrictions to this port. Failure to do so may result in slow or no priming and may damage your 340 pump due to dry run.

Aeromotive 16301, 16307 or equivalent Fuel Pump Wiring Kit



AEROMOTIVE, INC.

7805 Barton Street, Lenexa, KS 66214
913-647-7300 fax 913-647-7207



WARNING: This product can expose you to chemicals, including chromium, which is known to the State of California to cause cancer or birth defects or other reproductive harm. For more information, visit: www.p65Warnings.ca.gov

AEROMOTIVE, INC. LIMITED WARRANTY

This Aeromotive Product, with proof of purchase dated on or after January 1, 2003, is warranted to be free from defects in materials and workmanship for a period of one year from the original date of purchase. No warranty claim will be valid without authentic, dated proof of purchase.

This warranty is to the original retail purchaser and none other and is available directly from Aeromotive and not through any point of distribution or purchase.

If a defect is suspected, the retail purchaser must contact Aeromotive directly to discuss the problem, possible solutions and obtain a Return Goods Authorization (RGA), if deemed necessary by the company. Please call 913-647-7300 and dial option 3 for the technical service dept. All returns must be shipped freight pre-paid to the company and with valid RGA before they will be processed.

Aeromotive will examine any product returned with the proper authorization to determine if the failure resulted from a defect or from abuse, improper installation, misapplication or alteration. Aeromotive will then, at it's sole discretion, return, repair or replace the product.

If any Aeromotive product is determined defective, buyer's exclusive remedy is limited in value to the sale price of the good. In no event shall Aeromotive be liable for incidental or consequential damages.

Aeromotive expressly retains the right to make changes and improvements in any product it manufactures and sells at any time. These changes and improvements may be made without notice at any time and without any obligation to change the catalogs or printed materials.

Aeromotive expressly retains the right to discontinue at any time and without notice any Aeromotive product that it manufactures or sells.

This warranty is limited and expressly limits any implied warranty to one year from the date of the original retail purchase on all Aeromotive products.

No person, party or corporate entity other than Aeromotive shall have the right to: determine whether or not this Limited Warranty is applicable to any Aeromotive product, authorize any action whatsoever under the terms and conditions of this Limited Warranty, assume any obligation or liability of any nature whatsoever on behalf of Aeromotive under the terms and conditions of this Limited Warranty.

This Limited Warranty covers only the product itself and not the cost of installation or removal.

This Limited Warranty is in lieu of and expressly excludes any and all other warranties, expressed or implied. This Limited Warranty gives you specific legal rights, and you may also have other rights which vary from state to state.