

MSD IGNITION INSTALLATION INSTRUCTIONS

Dual Ignition Adapter for Ford Coil-on-Plug Ignition Systems PN 89121

IMPORTANT: Read these instructions completely before attempting the installation.

WARNING: During installation, disconnect the battery cables. When disconnecting the battery, always remove the Negative cable first and install it last.

Parts Included:

1 - Dual Ignition Adapter, PN 89121

1 - Parts Bag

This Dual Channel Adapter is designed to be used on Ford Coil-on-Plug Ignitions ('99-On). Four of these adapters are required with two DIS-4 Ignitions for installation on a V8 engine.

Note: The Wiring Harness that goes to the coil packs and ECU of your DIS Ignition should be equipped with several bullet connectors. This allows for easy installation of the Adapter. If the Harness does not have the bullet connectors as shown in Figure 1, contact MSD's Customer Service and they will send you a special wiring Harness.

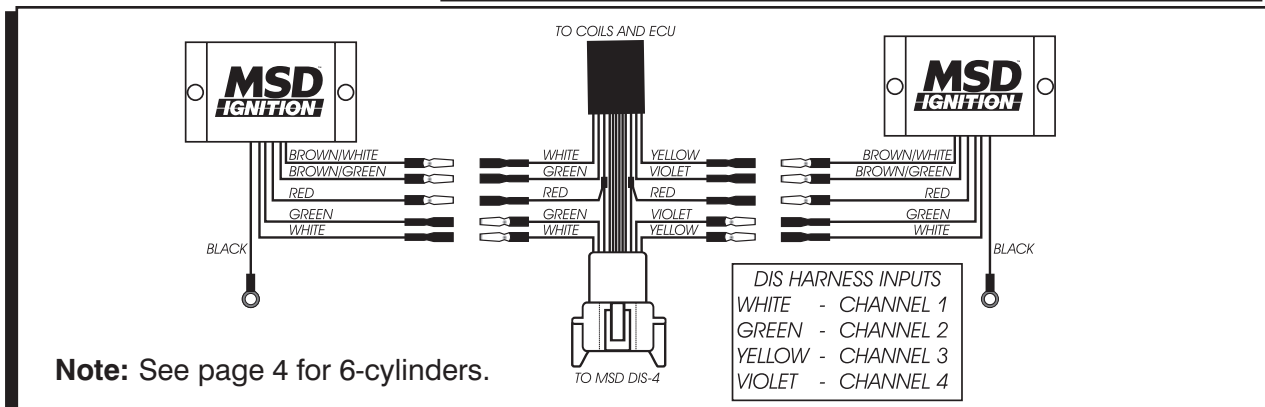
MOUNTING

1. Select a location to mount the DIS Adapter. Make sure it is away from direct engine heat sources and that all of the wiring will easily reach the MSD Ignition.
2. Using the Adapter as a template, mark the location of the mounting holes. Remove the unit and drill each location using a 1/4" drill bit. Secure the Adapter using 1/4" hardware (not supplied).

WIRING

The Adapter has six wires that need to be connected. The chart shows each wire's application. Figure 1 shows how to wire the Adapter to the DIS Ignitions.

Black	Connects to Ground, Heavy Black of DIS
Red	Connects to 12 volt (Ignition)
INPUTS	
Brown/White	Connects to the White or Yellow wire going to the Coils and ECU.
Brown/Green	Connects to the Green or Violet wire going to the Coils and ECU.
OUTPUTS	
White	Connects to the White or Yellow wire going to the MSD DIS Ignition
Green	Connects to the Green or Violet wire going to the MSD DIS Ignition.



Note: See page 4 for 6-cylinders.

Figure 1 Installation to an MSD DIS-4 Ignition using Four Channels.

Figure 2 Installation of two DIS-4 Plus Ignitions to a 2004 Cobra - Cylinders 1, 7, 6, 4.

Make all connections at the Factory Harness just before it splits off to the individual coils.

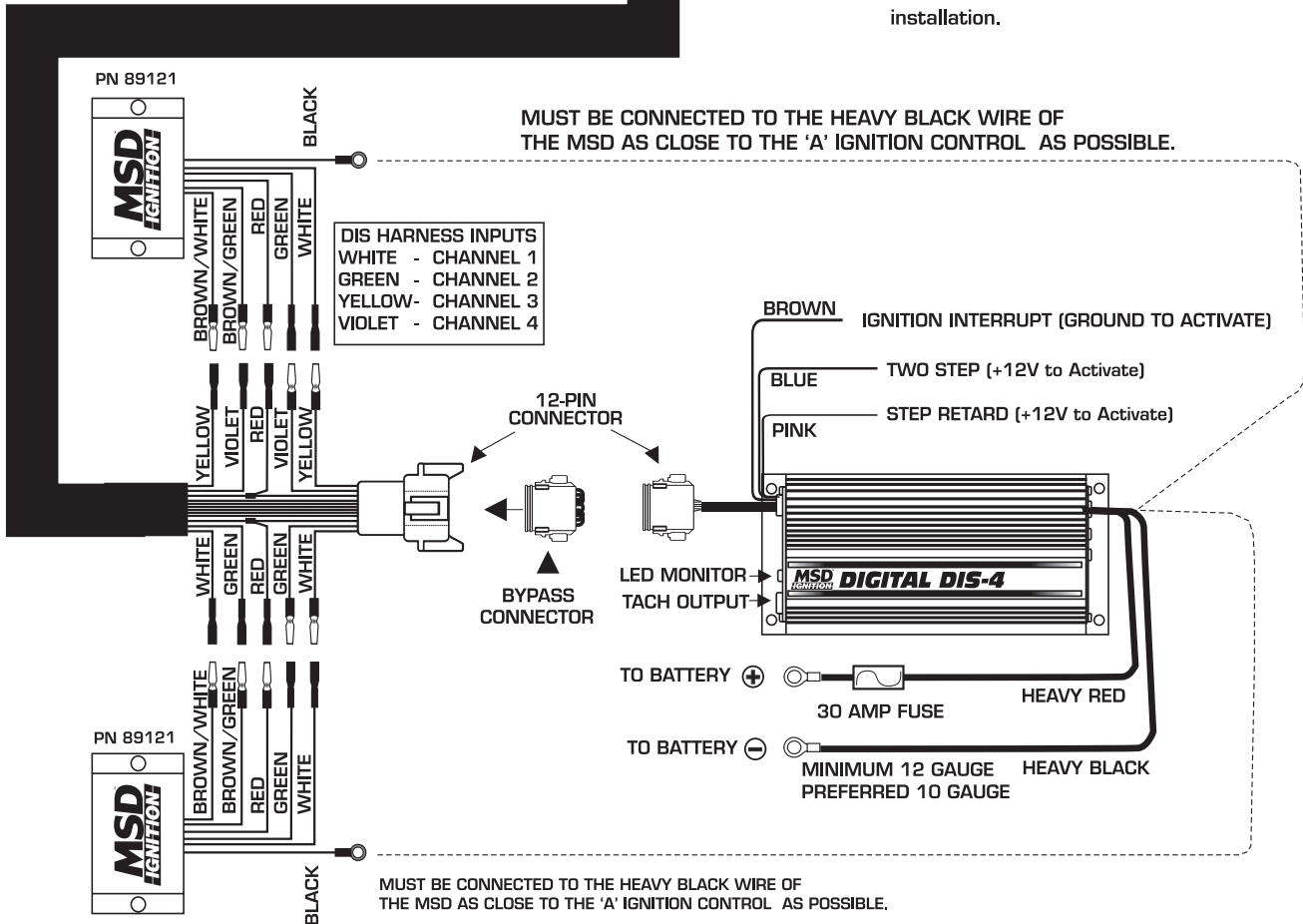
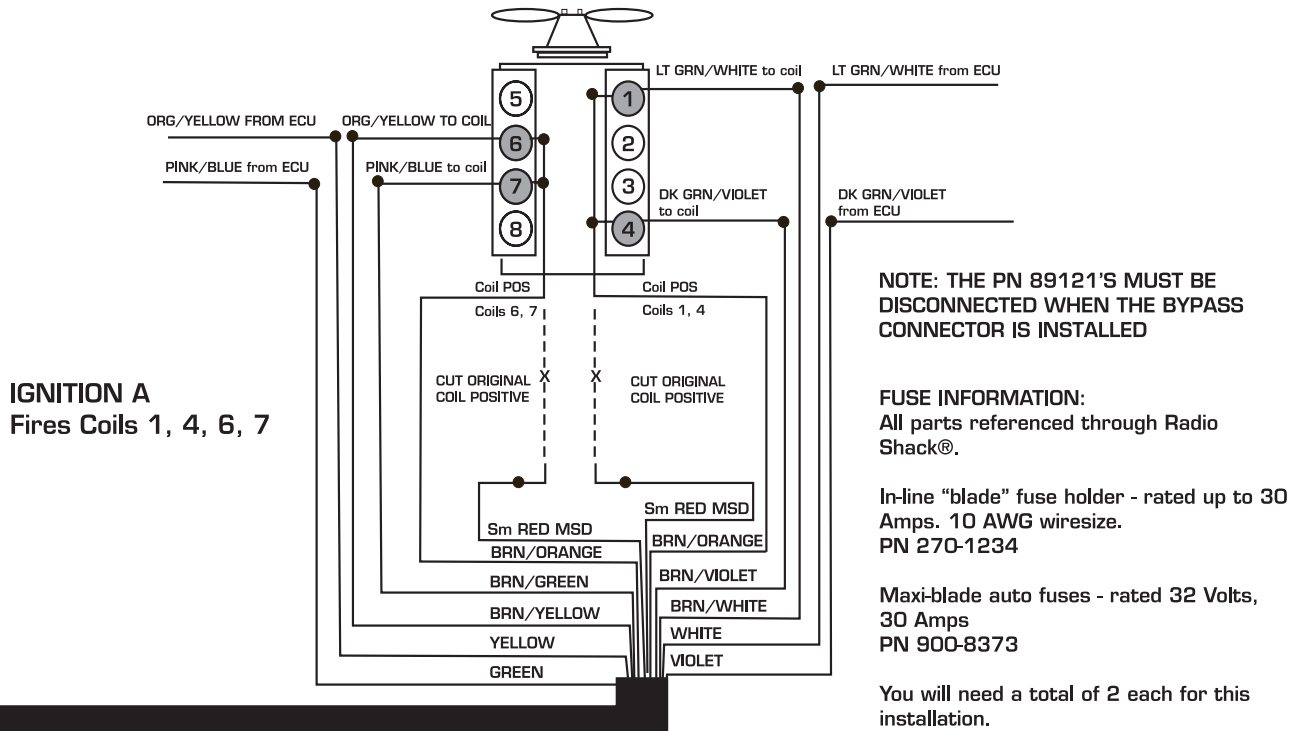
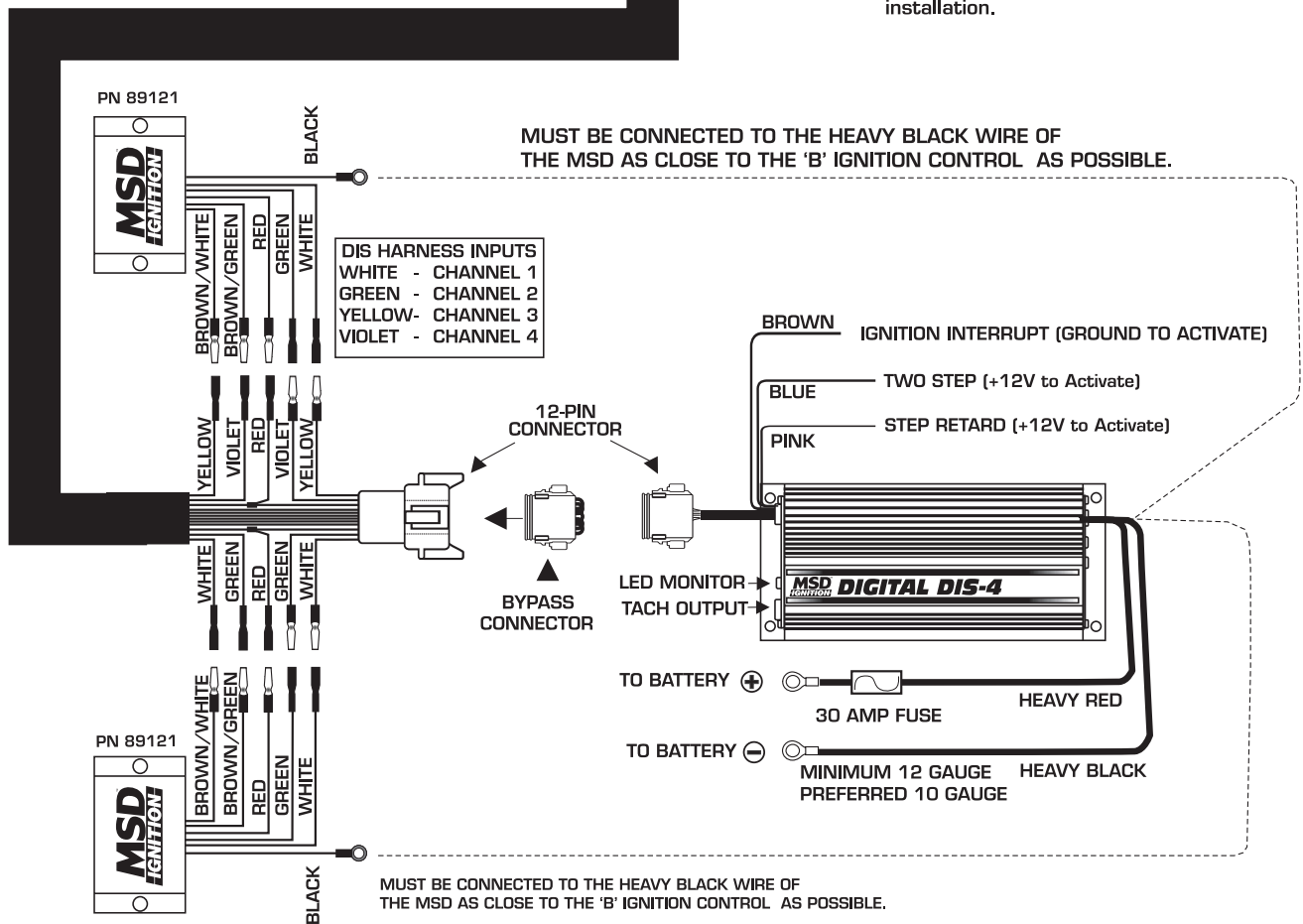
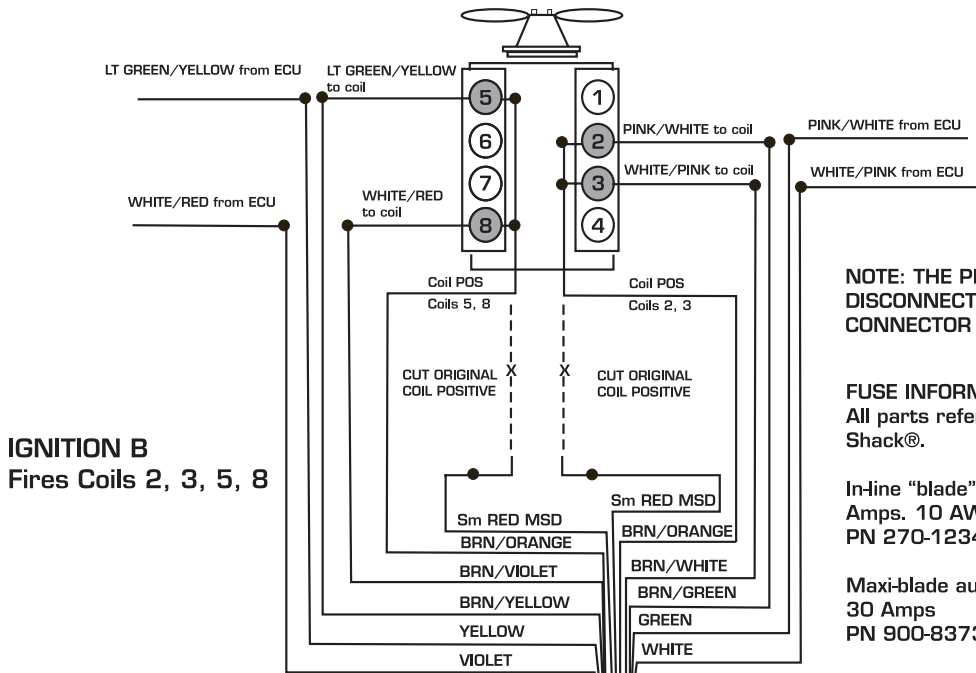


Figure 3 Installation of two DIS-4 Plus Ignitions to a 2004 Cobra - Cylinders 3, 2, 5, 8.

Make all connections at the Factory Harness just before it splits off to the individual coils.



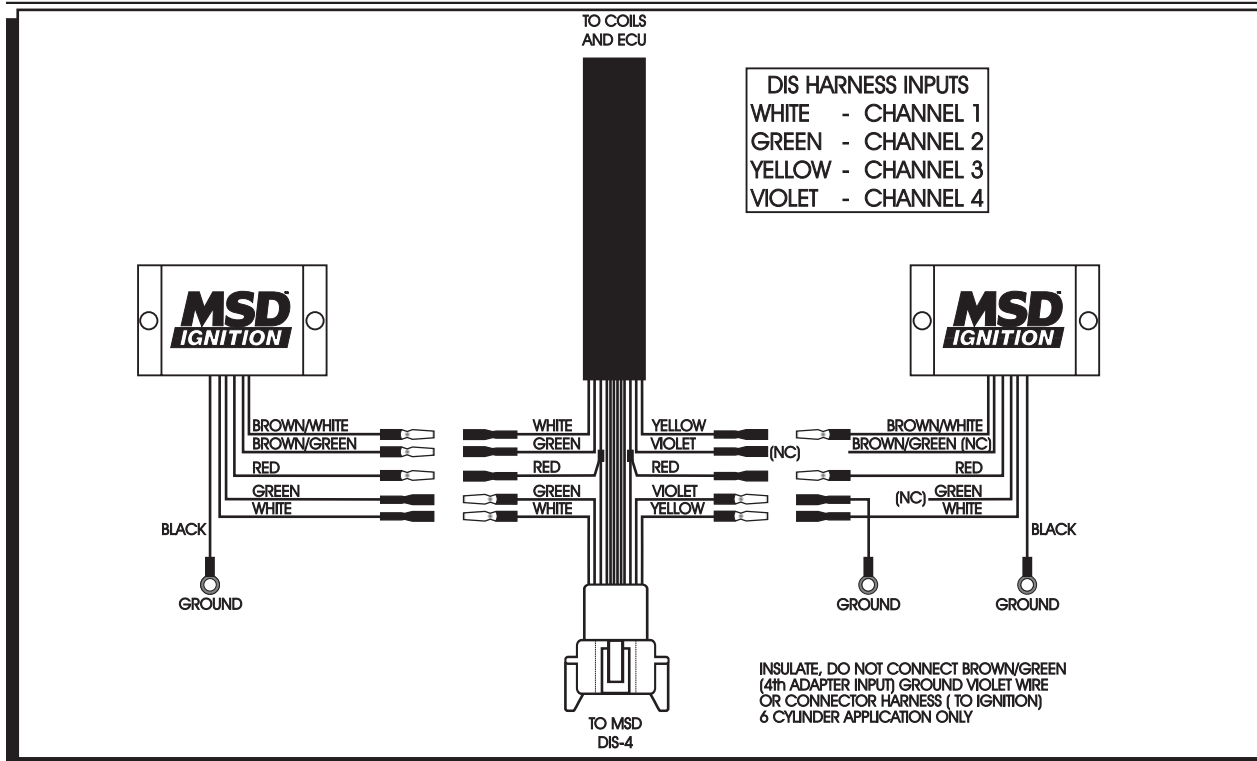


Figure 4 Installation to an MSD DIS-4 using Three Channels.

Service

In case of malfunction, this MSD component will be repaired free of charge according to the terms of the warranty. When returning MSD components for service, Proof of Purchase must be supplied for warranty verification. After the warranty period has expired, repair service is charged based on a minimum and maximum charge.

All returns must have a Return Material Authorization (RMA) number issued to them before being returned. To obtain an RMA number please contact MSD Customer Service at (915) 855-7123 or fax a request to (915) 857-3344. Send the unit prepaid with proof of purchase to the attention of: **MSD Ignition, Customer Service - RMA #, 12120 Esther Lama, Dock 5, El Paso, Texas 79936.**

When returning the unit for repair, leave all wires at the length in which you have them installed. Be sure to include a detailed account of any problems experienced, and what components and accessories are installed on the vehicle.

The repaired unit will be returned as soon as possible after receipt, COD for any charges. (Ground shipping is covered by warranty). All units are returned regular UPS unless otherwise noted. For more information, call the MSD Customer Service Line (915) 855-7123. MSD technicians are available from 7:00 a.m. to 6:00 p.m. Monday - Friday (mountain time).

Limited Warranty

MSD IGNITION warrants MSD Ignition products to be free from defects in material and workmanship under normal use and if properly installed for a period of one year from date of purchase. If found to be defective as mentioned above, it will be replaced or repaired if returned prepaid along with proof of date of purchase. This shall constitute the sole remedy of the purchaser and the sole liability of MSD Ignition. To the extent permitted by law, the foregoing is exclusive and in lieu of all other warranties or representations whether expressed or implied, including any implied warranty of merchantability or fitness. In no event shall MSD Ignition be liable for special or consequential damages.