

MSD IGNITION™ INSTALLATION INSTRUCTIONS

MSD TO GM SINGLE COIL HARNESS PN 8877

IMPORTANT: Review the Ignition Control Instructions before attempting the installation.

The MSD to GM 3-Terminal Coil Harness is designed to provide a splice-free and simple installation of an MSD Ignition Control to GM vehicles equipped with a 3-Terminal single connector Coil (Figure 1).

MSD 6 and 7 Series Ignitions

All of the wires connect to the corresponding colored wires (Figure 2). MSD 7 Series Ignitions share the same color wires.

1. Disconnect the connector from the coil and connect it to the MSD PN 8877 Harness.
2. Connect the other end of the Harness to the Coil.
3. Connect the four wires of the Harness to the MSD Ignition Control.

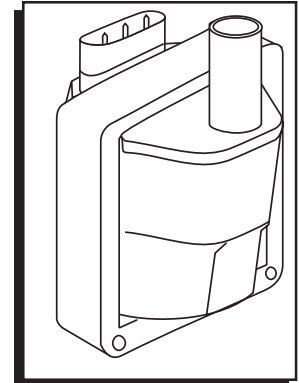


Figure 1 GM 3-Terminal Coil.

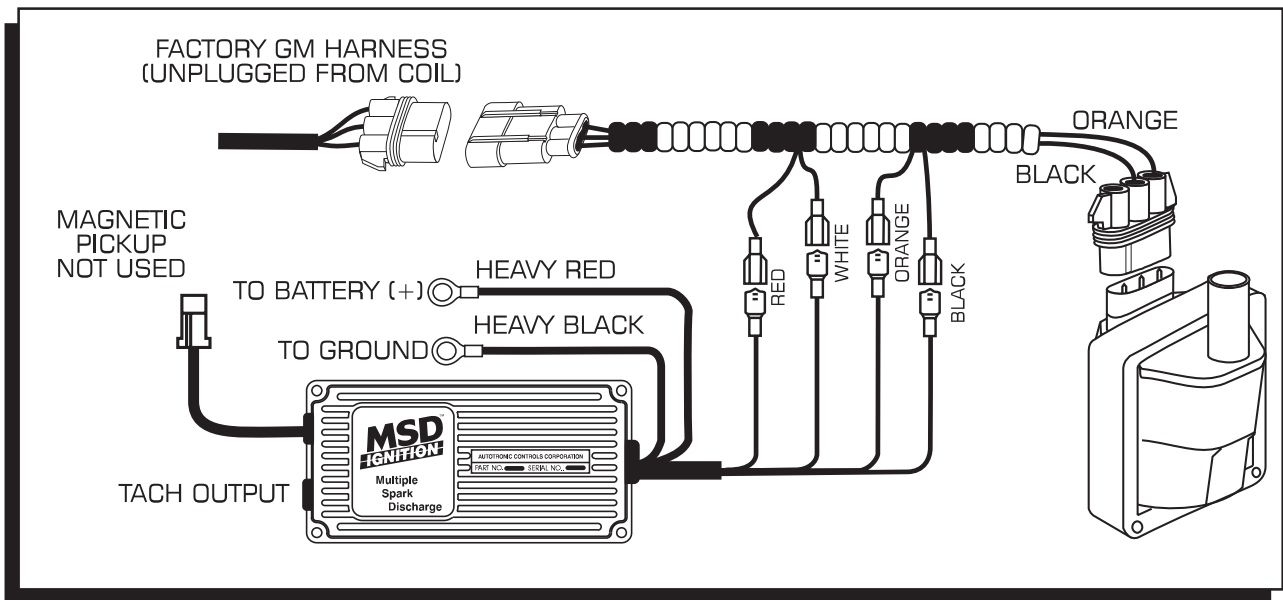


Figure 2 Installation with an MSD 6 or 7 Series Ignition Control.

MSD IGNITION™ INSTALLATION INSTRUCTIONS

Installation with an MSD Timing Control

The PN 8877 may still be used when adding an MSD Timing Control. Figure 3 shows a common installation.

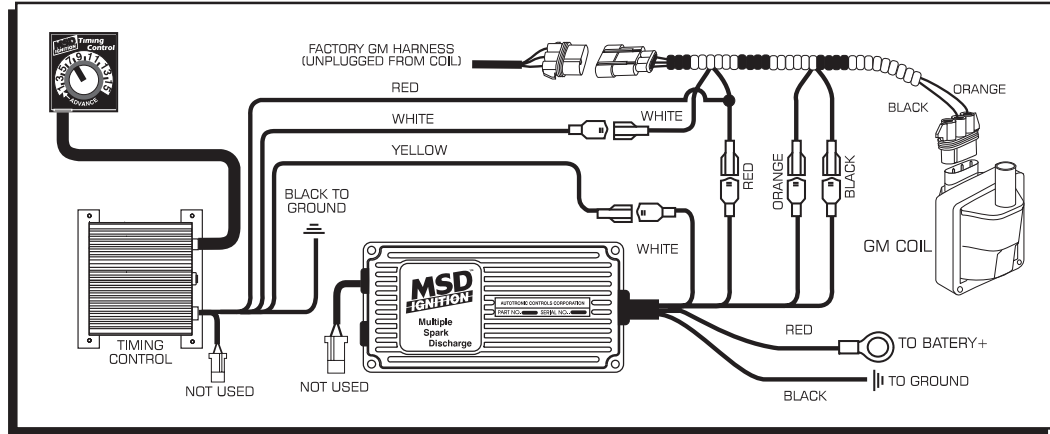


Figure 3 Wiring in an MSD Timing Control with a 6 or 7 Series Ignition.

MSD 5 and Blaster Ignition

Note that the MSD 5 and Blaster Ignitions wire differently than the 6 and 7 Series Ignitions. The Red wire of the MSD 5 or Blaster Ignition connects to **both** the Harness Orange and Red wires (Figure 4).

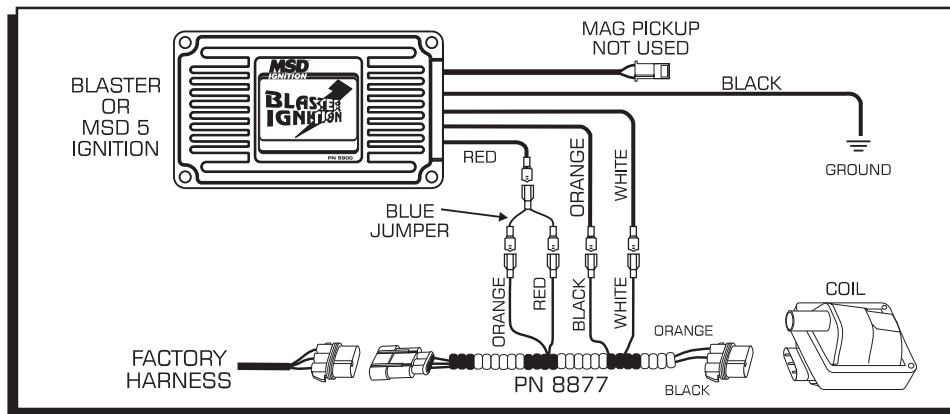


Figure 4 Installation with an MSD 5 or Blaster Ignition.

Service

In case of malfunction, this MSD component will be repaired free of charge according to the terms of the warranty. When returning MSD components for service, Proof of Purchase must be supplied for warranty verification. After the warranty period has expired, repair service is charged based on a minimum and maximum charge.

Send the unit prepaid with proof of purchase to the attention of: **Customer Service Department, Autotronic Controls Corporation, 12120 Esther Lama, Suite 114, El Paso, Texas 79936.**

When returning the unit for repair, leave all wires at the length in which you have them installed. Be sure to include a detailed account of any problems experienced, and what components and accessories are installed on the vehicle.

The repaired unit will be returned as soon as possible after receipt, COD for any charges. (Ground shipping is covered by warranty). All units are returned regular UPS unless otherwise noted. For more information, call the MSD Customer Service Line (915) 855-7123. MSD technicians are available from 8:00 a.m. to 5:00 p.m. Monday - Friday (Mountain Time).