

MSD™ **IGNITION** **INSTALLATION INSTRUCTIONS**

MSD Blaster Ford 4-Tower Coil Pack PN 8241

IMPORTANT: Read Instructions before attempting the installation.

Parts Included:

1 - Blaster Ford 4-Tower Coil Pack	4 - Socket Head Cap Screws
4 - Aluminum Spacers	4 - Star Washers

WARNING: During installation, disconnect the battery cables. When disconnecting the battery, always remove the Negative cable first and install it last.

Note: If the Coil Pack is being installed on a '99-'04 Ford Focus Zetec, the spark plug wires will require replacement. MSD offers a set, as PN 32939.

This MSD Ford 4-Tower Coil is designed as a replacement coil and produces a high voltage spark. To get even more ignition performance, install an MSD DIS Series Ignition Control (See Figure 3).

1. Note their position, then remove the coil wires, harness and the four retaining screws.
2. Remove the factory coil.
3. Install the new MSD Coil and retaining screws. (On '99-'04 Focus 2.0L engines, refer to Figure 2).
4. Plug in the wiring harness and connect the plug wires.

WARNING: High Voltage is present on the coil terminals. DO NOT touch the coil terminals or tower when the engine is cranking or running.




Figure 1 The MSD Ford 4- Tower Coil Pack.




Figure 2 Coil Installation on a Focus Zetec.

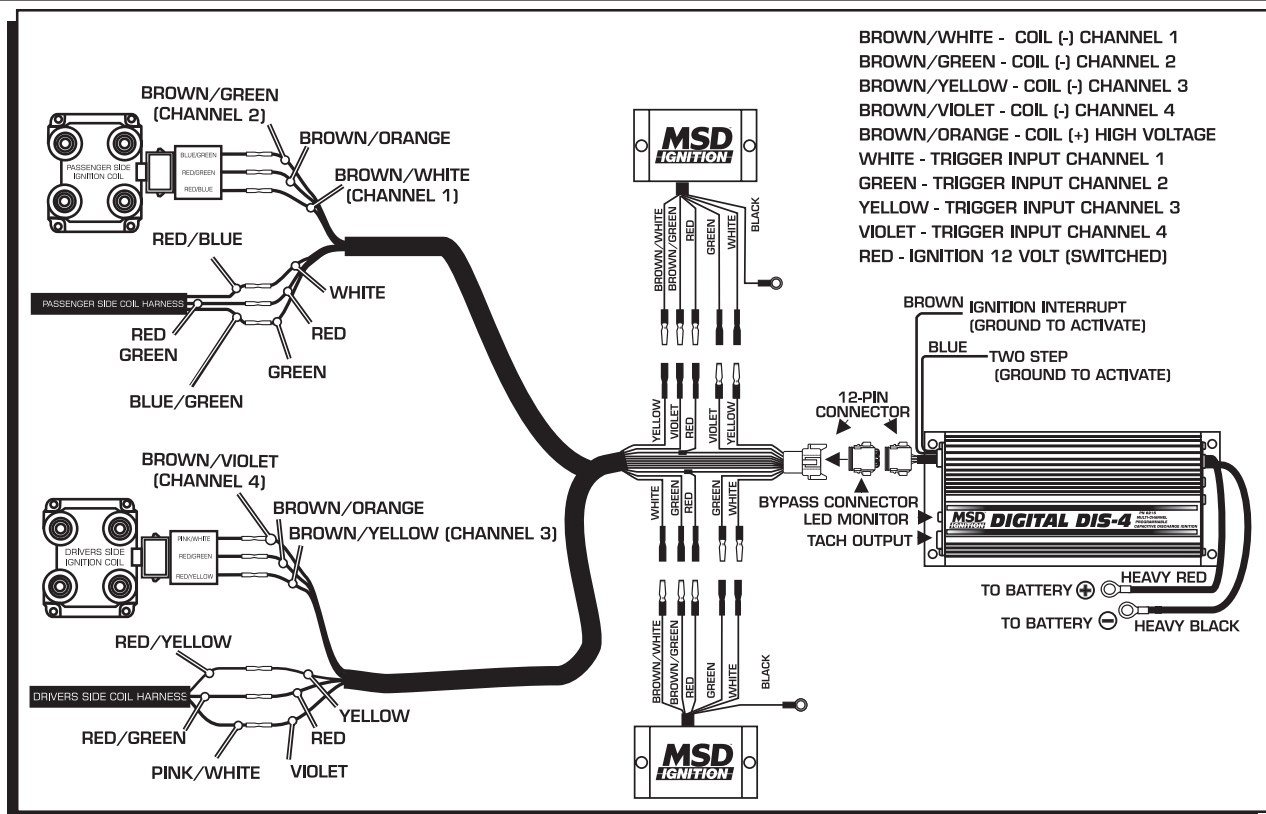


Figure 3 Complete V8 Installation with an MSD DIS-4 Ignition.

Service

In case of malfunction, this MSD component will be repaired free of charge according to the terms of the warranty. When returning MSD components for service, Proof of Purchase must be supplied for warranty verification. After the warranty period has expired, repair service is charged based on a minimum and maximum charge.

Send the unit prepaid with proof of purchase to the attention of: **Customer Service Department, Autotronic Controls Corporation, 12120 Esther Lama, Suite 114, El Paso, Texas 79936.**

When returning the unit for repair, leave all wires at the length in which you have them installed. Be sure to include a detailed account of any problems experienced, and what components and accessories are installed on the vehicle.

The repaired unit will be returned as soon as possible after receipt, COD for any charges. (Ground shipping is covered by warranty). All units are returned regular UPS unless otherwise noted. For more information, call the MSD Customer Service Line (915) 855-7123. MSD technicians are available from 8:00 a.m. to 5:00 p.m. Monday - Friday (mountain time).

Limited Warranty

Autotronic Controls Corporation warrants MSD Ignition products to be free from defects in material and workmanship under normal use and if properly installed for a period of one year from date of purchase. If found to be defective as mentioned above, it will be replaced or repaired if returned prepaid along with proof of date of purchase. This shall constitute the sole remedy of the purchaser and the sole liability of Autotronic Controls Corporation. To the extent permitted by law, the foregoing is exclusive and in lieu of all other warranties or representations whether expressed or implied, including any implied warranty of merchantability or fitness. In no event shall Autotronic Controls Corporation be liable for special or consequential damages.